
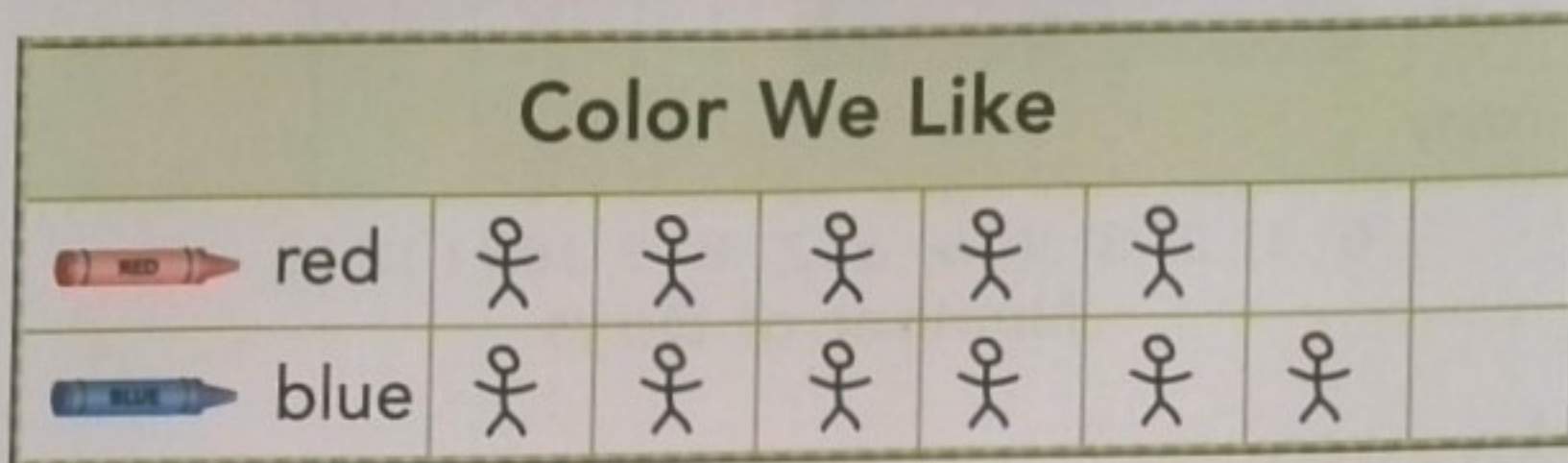




Chapter 10 Review/Test



Use the picture graph to answer the questions.



Each  stands for 1 child.


1. How many children chose  ?


2. Is the sentence true? Choose Yes or No.

More children like blue than red. Yes No

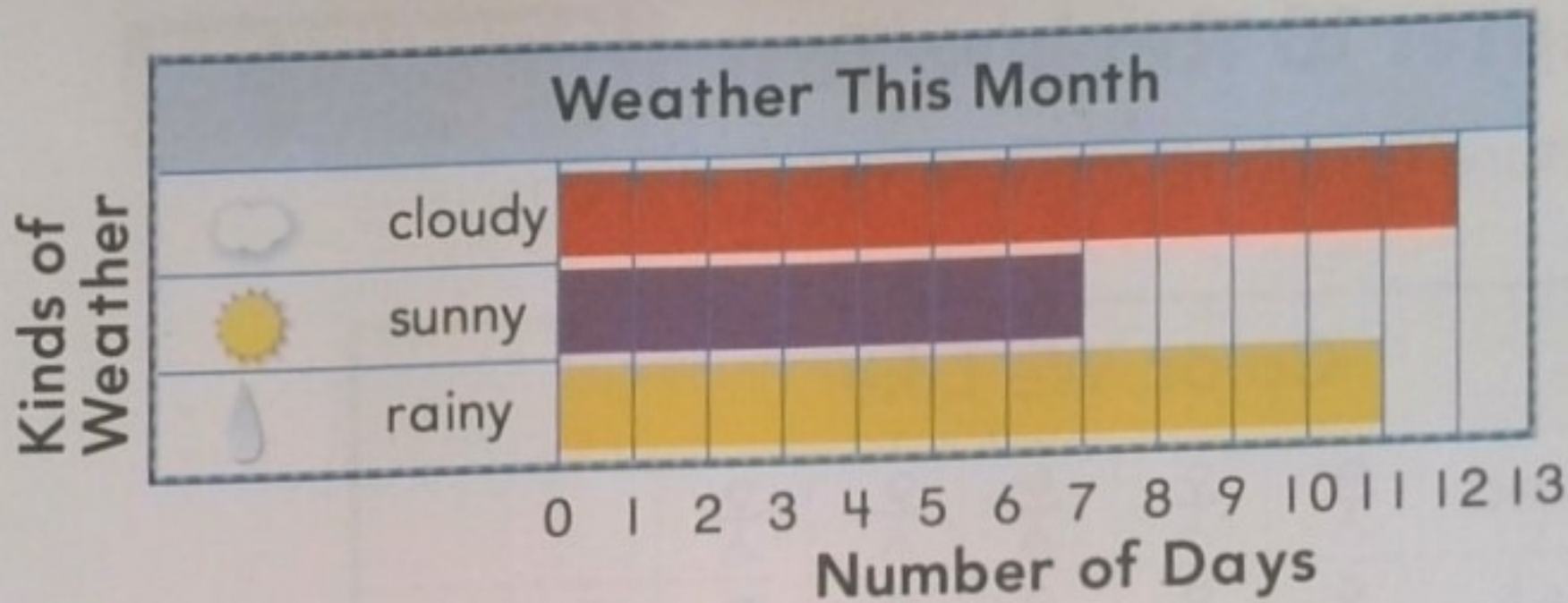
5 children like red. Yes No

2 more children like blue than red. Yes No

3. 1 more child gets a . Draw what the blue row looks like now.



Use the bar graph to answer the questions.



4. How many days were ☀ ?

5. Compare ☔ and ☀ days. Circle the number that makes the sentence true.

There were

4

5

7

more ☔ days than ☀ days.

6. Ann says the graph shows 1 more rainy day than cloudy days. Is she correct?



Choose Yes or No.

Yes

No

Explain your answer.

Use the tally chart to answer the questions.

Sam's Cars and Trucks		Total
 cars		8
 trucks	I	6

7. How many  does Sam have?

8. Draw tally marks for the number of cars that the chart shows.

9. Circle the words that make the sentence true.

The number of tally marks for



is




greater than
less than
equal to



the number of tally marks for

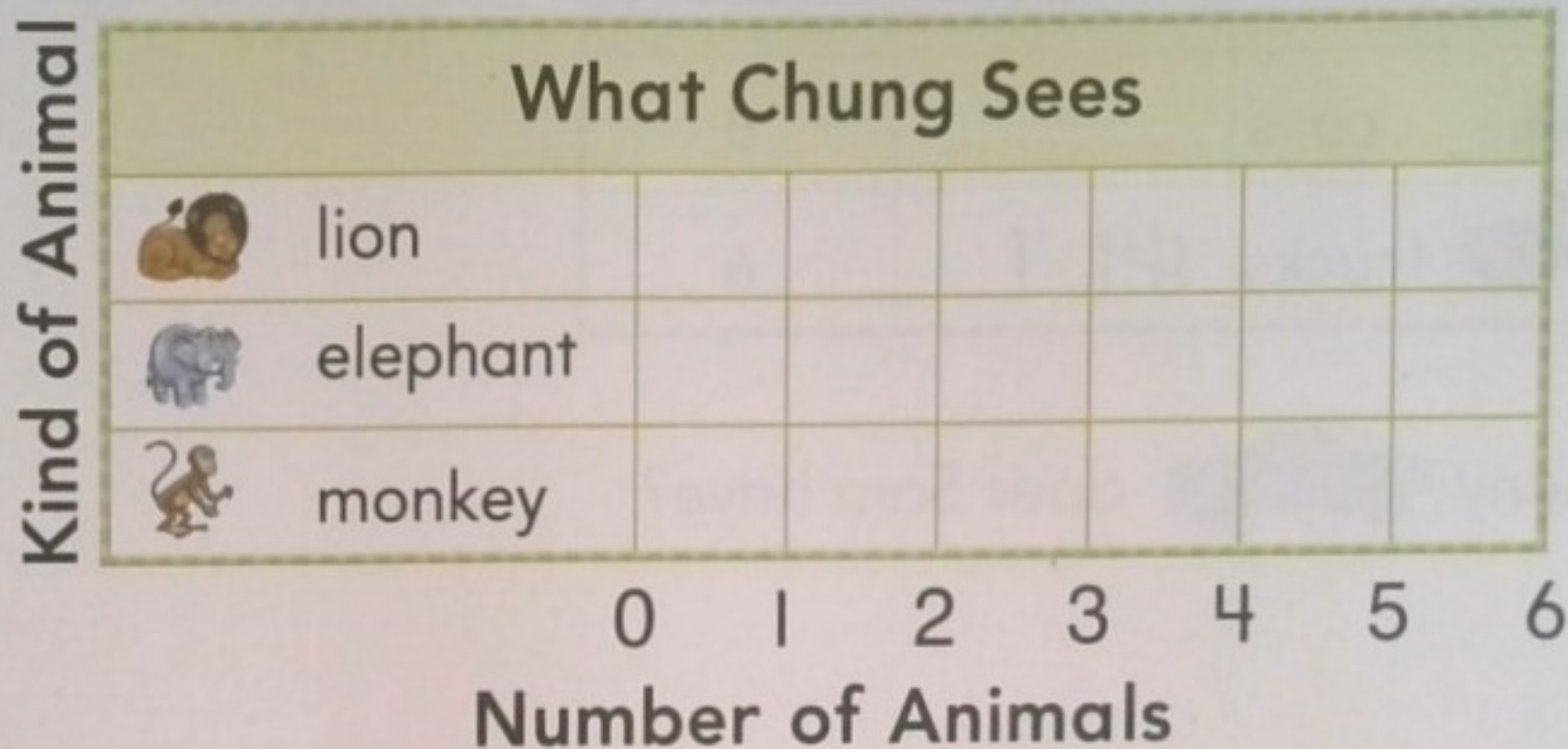







10. **THINK SMARTER +** Chung visits the zoo.


He sees 2 . He sees 4 more  than .

He sees 3 fewer  than . Make a bar graph.



Use the bar graph to answer the question.

11. **GO DEEPER** How many more  does Chung see than  and  altogether?

_____ more 

12. Write another question that can be answered by the bar graph.