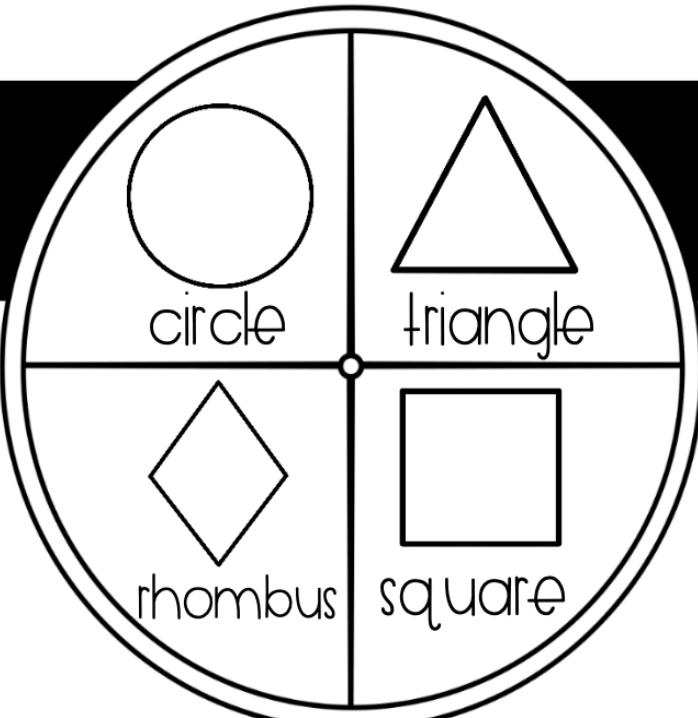



Hello! The games on the following two pages require a few supplies. The first is a spinner. Instead, stick a pencil on the center of the circle with a paperclip at the base to “spin.” Also, it calls for counters. You can use anything at your house to cover the spaces as long as you have two different colors for the different players (for example, pennies for player 1 and nickels for player 2, or cheerios for player 1 and fruit snacks for player 2). You could also just use two different colors of markers or crayons to color each square once it has been spun on the spinner. Have fun!! If you do not have a printer, you could still play the game using a tablet, or draw the objects on another piece of paper. Have fun!!

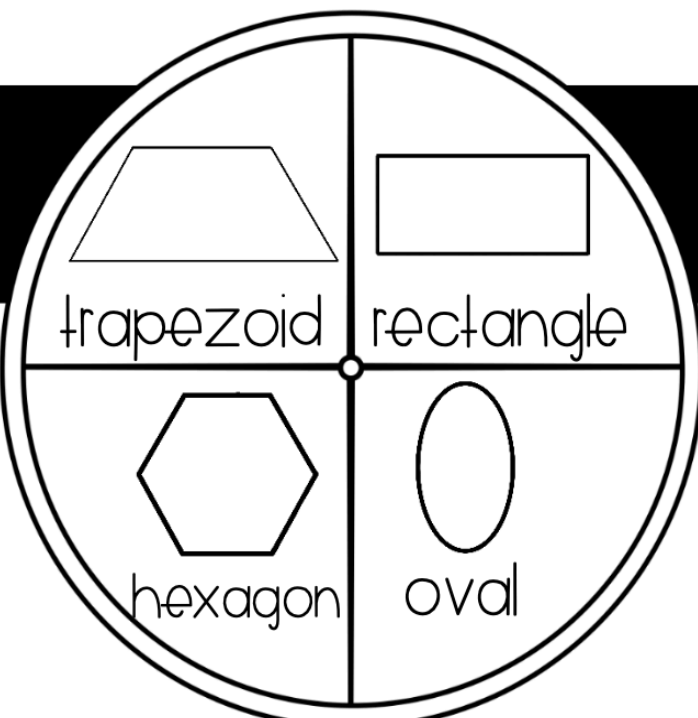
# SPIN, COVER, & CONNECT



Spin the spinner and use your counter to cover the real life plane shape matching your spin. The first player to cover four in a row, wins!




# SPIN, COVER, & CONNECT



Spin the spinner and use your counter to cover the real life plane shape matching your spin. The first player to cover four in a row, wins!

